

Technical Specifications

Natufia Smart Garden v2.0 [imperial, (metric)]



TECHNICAL DETAILS

DIMENSIONS	L 23.3" (593 mm) x W 23.2" (590 mm) x H 79.5" (2019 mm)
PACKAGING DIMENSIONS	29.2" (74.1 cm) x 27.9" (71 cm) x 79.9" (203 cm) / 441 lbs (200Kg)
WEIGHT	Standalone weight 352.74 lbs (160 kg) Operational weight 595.25 lbs (270 kg)
MATERIALS	Stainless steel, glass, PP, HDPE, PS
POWER SUPPLY	Input 100-240 V 50/60 Hz US/EU/UK power plug

ENERGY USAGE

AVERAGE TOTAL ANNUAL CONSUMPTION	1,500 kWh
AVERAGE LED LAMPS ANNUAL CONSUMPTION	1,300 kWh
POWER CONSUMPTION IN OFF MODE	25 W
POWER CONSUMPTION IN ON MODE	325 W
MAIN FUSE	3 A
INTERNAL VOLTAGE	24 V

WATER USAGE

MONTHLY WATER CONSUMPTION	52.83 gal (200 L)
TANK SIZE	10.56 gal (40 L)
WATER / DRAINAGE CONNECTION	Machine pipe \varnothing M 3/8; Converter \varnothing F 1/2 BSP

PLANT GROWTH MAIN DATA

AMBIENT EXT. TEMPERATURE	64°F - 82°F (18°C - 32°C)
PP POTS FOR PLANTS	32
NURSERY CAPACITY	40 seed pods
CARTRIDGE CONSUMPTION	1 refill every 3 months
PLANT GROWTH TIME	10 to 140 days

CONTROL & ALERT SYSTEM

REMOTE (USER / SERVICE CENTER)	Cloud access through WiFi connection
UNIT	Touch screen

INSTALLATION OPTIONS

MACHINE DELIVERED WITH WHEELS (DEFAULT) OR FEET	Upon order
DOOR SIDE	Right hinges as default, can be flipped to left hinges. See installation guide.
INTEGRATION BEHIND PANELS	YES

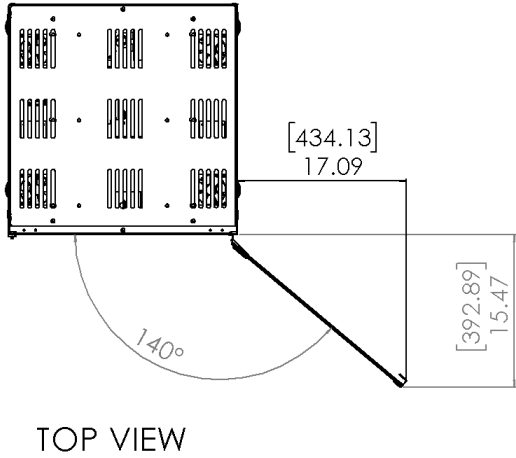
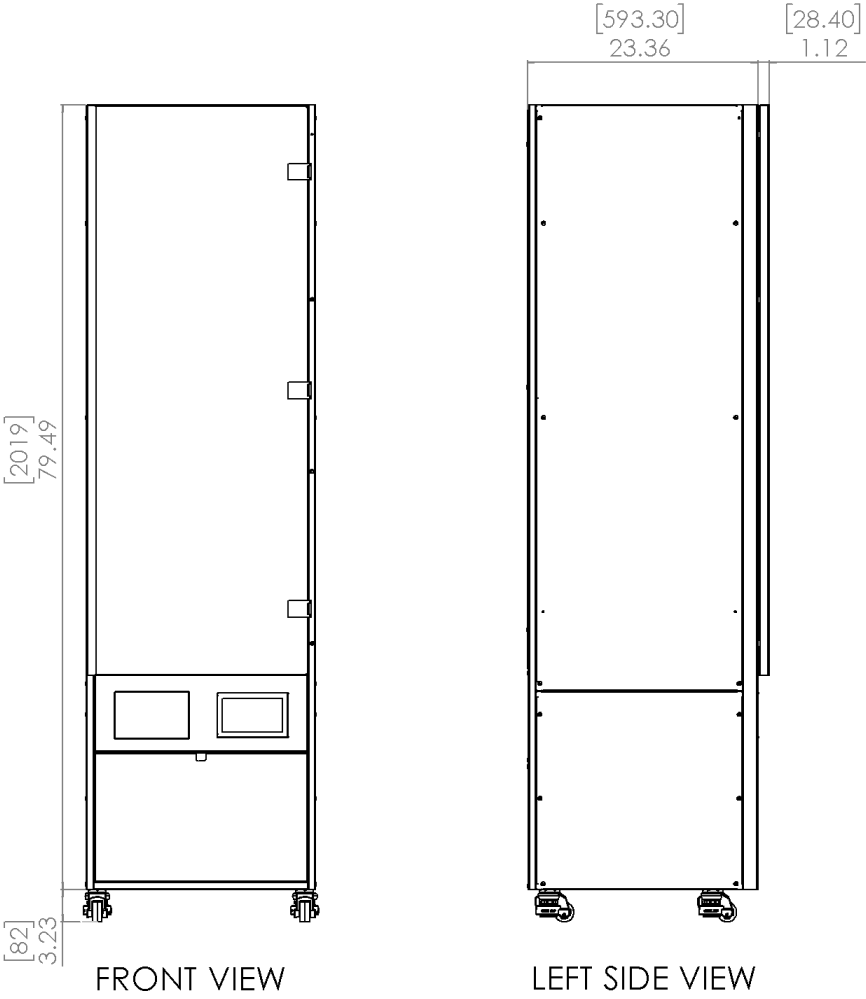
MAINTENANCE

CLEANING	Quarterly / Yearly cleaning
NOISE EMISSION	~ 40 dB

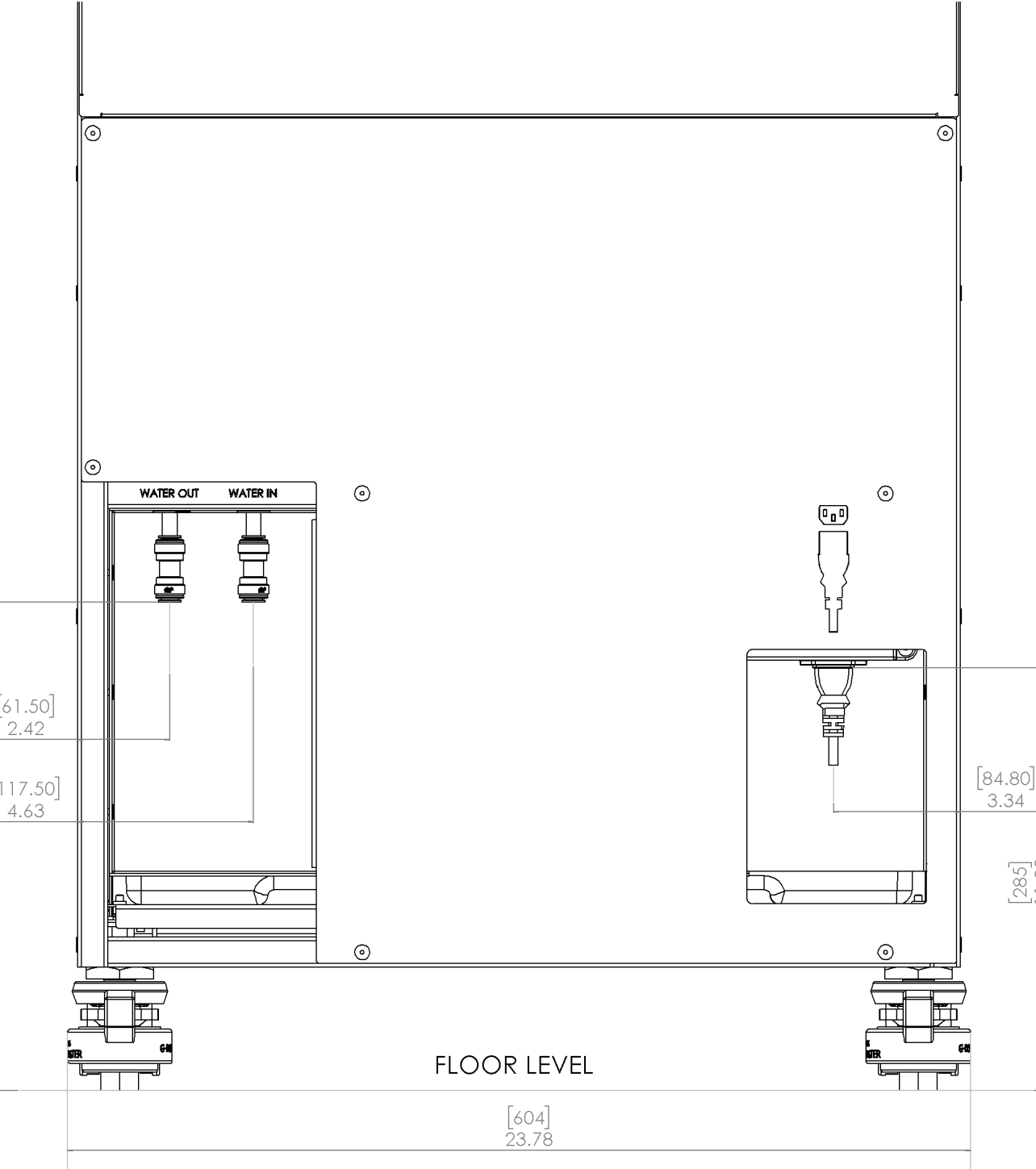
OTHER

VENTILATION	Silent / Inside fans / From the top
MUSIC	Playlists: Nature Sounds / Classical / Ambient

Machine Dimensions



*Integration behind panels possible. See installation guide.



BACK VIEW