

Technical Specifications

Natufia One V1.0 [imperial, (metric)]



TECHNICAL DETAILS

DIMENSIONS	L 18" (458 mm) x W 18" (458 mm) x H 80.19" (2037mm)
PACKAGING DIMENSIONS	19.7" (50 cm) x 19.7" (50 cm) x 19.7" (50 cm) / 22lbs (10 kg) and 1.97" (5 cm) x 1.97" (5 cm) x 78.7" (200 cm) / 8.8 lbs (4 kg)
WEIGHT	Standalone weight 55 lbs (25 kg) Operational weight 143.3 lbs (65 kg)
MATERIALS	Stainless steel, glass, PP, PS

ENERGY USAGE

AVERAGE TOTAL ANNUAL CONSUMPTION	220 kWh
POWER SUPPLY	Input 100-240 V 50/60 Hz US/EU/UK power plug
POWER CONSUMPTION IN OFF MODE	0.8 W
POWER CONSUMPTION IN ON MODE	23.6 W
MAIN FUSE	1 A
INTERNAL VOLTAGE	24 V

WATER USAGE

WEEKLY WATER CONSUMPTION	2.6 gal (max. 10 L)
TANK SIZE	10.5 gal (40 L)
WATER / DRAINAGE CONNECTION	None

PLANT GROWTH MAIN DATA

AMBIENT EXT. TEMPERATURE	Room temperature
POTS FOR PLANTS	20
NURSERY CAPACITY	18 seed pods
NUTRIENT CONSUMPTION	approx. 1 bottle every 3 months
PLANT GROWTH TIME	10 to 140 days

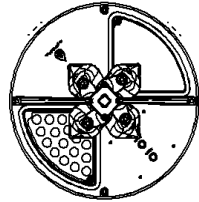
CONTROL & ALERT SYSTEM

REMOTE (USER / SERVICE CENTER)	Via web app
--------------------------------	-------------

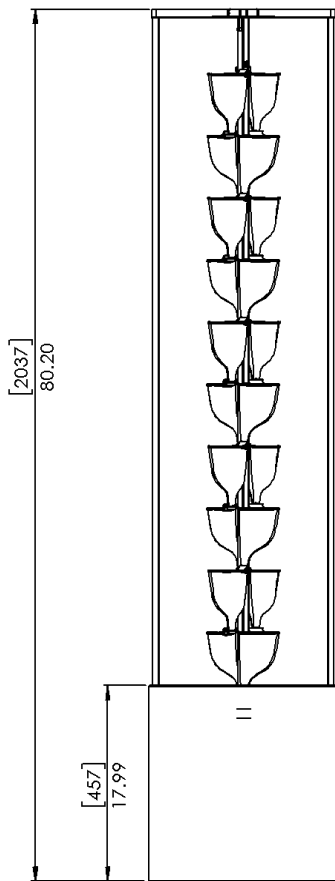
MAINTENANCE

WATER REFILL	Once every 3 weeks
CLEANING	Monthly

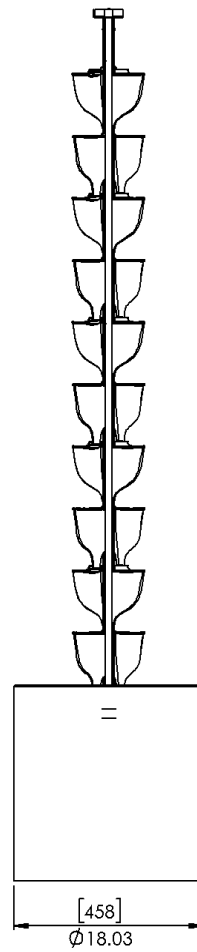
Machine Dimensions



TOP VIEW



FRONT VIEW



SIDE VIEW

Machine 3D View

